



- Output DC-OK indicator Industry Control System
- Triple Output
- Meet EN55022 Class B Semiconductor Equipment
- Internal input fuse protection
- Internal input reverse polarity protection
- Internal input in-rush current limit circuit
- Overload and short circuit protection
- Over voltage protection
- Reliable snap-on for DIN rail TS-35/7.5 OR TS-35/15
- I/O-isolation 1600 VDC

DPX40W Triple Output Series

40W Din Rail Mount DC-DC Converters

Key Market Segments & Applications

Communication System, Factory Automation, Semiconductor Equipment

DPX40W Triple Output Series Features and Benefits

Features

- CE Approvals
- Wide Range Input

Benefits

- Easier System Approvals
- Less Parts to Inventory

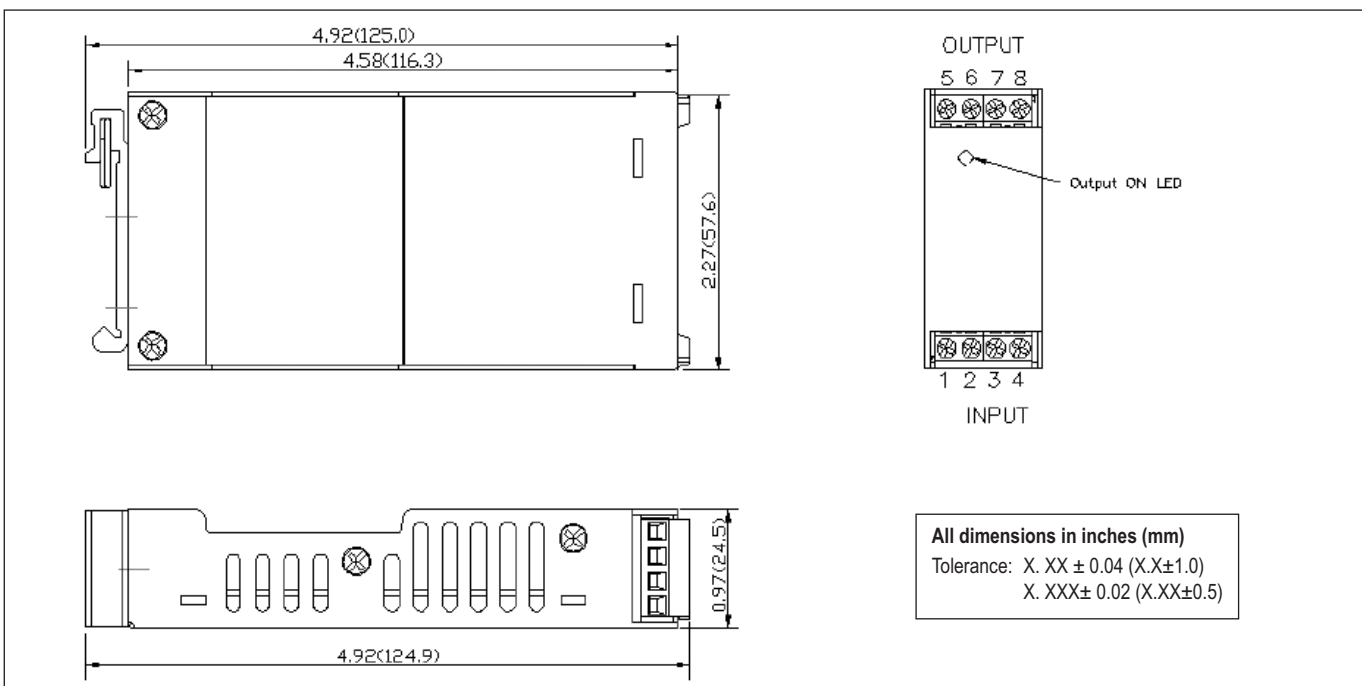
Specifications

ITEMS	DPX40W Triple Output
Rated Input voltage range	12V nominal input 9.5-18VDC 24V nominal input 18-36VDC 48V nominal input 36-75VDC
Frequency	300kHz, typ
Maximum Input Current	See Table
Max Output Power (W)	See Table
Voltage Accuracy	Main $\pm 2\%$ Auxillary $\pm 5\%$
Minimum Load (6)	See table
Voltage Adjustment	Factory set
Line Regulation	LL to HL at full load Main $\pm 1\%$, LL to HL at full load Auxillary $\pm 5\%$
Load regulation (7)	LL to HL at full load Main $\pm 2.5\%$, LL to HL at full load Auxillary $\pm 5\%$
Load (cross regulation) (8)	Main $\pm 2.5\%$
Ripple and Noise	20MHz bandwidth See table
Start up time (Nominal Vin and constant resistive load)	Power up 100mS, typ" "Remote 20mS, typ
Remote on/off (option) (2)	ON: Open or 3-12V, OFF Short or <1.2V
Efficiency	See Table
Over Current Protection, Factory Set	Maximum, 150% of full load
Short Circuit Protection	Hiccup, auto recovery
Overvoltage Protection	3.3V output 3.9V 5V output 6.2V 12V output 15V 15 output 18V
Operating Temperature	-40°C ~ 69°C (without derating) +69°C ~ +90°C (with derating - see curve)
Storage Temperature	-40°C ~ +105°C
Thermal Shock	MIL-STD-810F
Relative Humidity (non condensing)	5% to 95% RH
Transient Response (25% step load change)	250µS
MTBF BELLCORE TR-NWT-000332 (1)	1,184,000 hrs
MIL-HDBK-217F (1)	358,400 hrs
Vibration	MIL-STD-810F
Conducted and Radiated Emissions	EN55022
Immunity	EN61000-4-2, Perf. Criteria A", "EN61000-4-3, Perf. Criteria A", EN61000-4-4 Perf. Criteria A, EN61000-4-5 Perf. Criteria A, EN61000-4-6 Perf. Criteria A Safety CE
Size (H x W x D)	57.6 x 24.5 x 125.0 mm
Weight	182g
Connector	Screw Terminal
Cooling	Convection
Front Panel LED	Output DC good
Warranty	2 Years

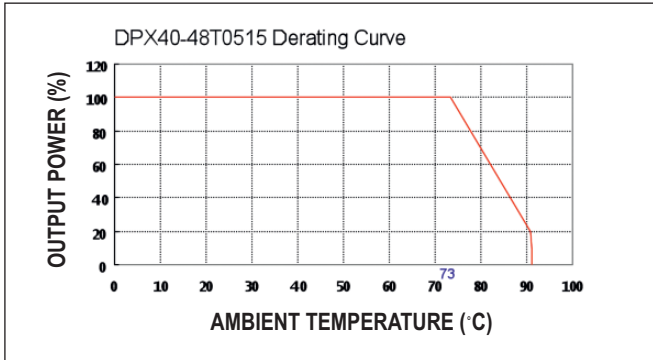
- Notes:**
1. BELLCORE TR-NWT-000332. Case I: 50% Stress, Temperature at 40°C MIL-HDBK-217F Notice2 @Ta=25 °C, Full load (Ground, Benign, controlled environment).
 2. The ON/OFF control pin voltage is referenced to -Vin. Positive logic standard To order negative logic ON/OFF control add the suffix-N (Ex:DPX40-48WS05-N)
 3. Typical value at nominal input voltage and full load.
 4. Typical value at nominal input voltage and no load.
 5. Maximum value at nominal input voltage and full load.
 6. The output requires a minimum load. **Note:** Under no load conditions the unit will not be damaged, however, not all specifications will be met.
 7. Load regulation for triple output: Main output (V1): 10% to 100% with 10% to 100% balanced on auxiliaries. Auxiliary outputs (V2 and V3): 10% to 100% balanced on all outputs.
 8. Cross regulation for triple outputs: Main output 100% load, auxiliary 100% , other auxiliary 25% to 100%. Auxiliary outputs (V2 and V3): Main output 100% load, auxiliary 100%, other auxiliary 25% to 100% or main output 25%, auxiliary output 25%, other auxiliary 25% to 100%.
 9. Test by minimum Vin and constant resistive load.

Model Selector									
Model	Input Range	Output Voltage	Output Current Min Load	Output Current Full Load	Output (3) Ripple & Noise	Input Curr No Load (4)	Input Curr Full Load (5)	Eff. % (3)	Capacitor Load Max (9)
DPX40-12T3312	9.5 - 18VDC	3.3 / ±12VDC	600mA / ±40mA	6000mA / ±400mA	50m / 75Vp-p	222mA	3223mA	80	13000 / 330µF
DPX40-12T3315	9.5 - 18VDC	3.3 / ±15VDC	600mA / ±30mA	6000mA / ±300mA	50m / 75Vp-p	237mA	3158mA	80	13000 / 110µF
DPX40-12T0512	9.5 - 18VDC	5 / ±12VDC	600mA / ±40mA	6000mA / ±400mA	50m / 75Vp-p	287mA	4231mA	82	6800 / 330µF
DPX40-12T0515	9.5 - 18VDC	5 / ±15VDC	600mA / ±30mA	6000mA / ±300mA	50m / 75Vp-p	287mA	4167mA	82	6800 / 110µF
DPX40-24T3312	18 - 36VDC	3.3 / ±12VDC	600mA / ±40mA	6000mA / ±400mA	50m / 75Vp-p	67mA	1571mA	82	13000 / 330µF
DPX40-24T3315	18 - 36VDC	3.3 / ±15VDC	600mA / ±30mA	6000mA / ±300mA	50m / 75Vp-p	67mA	1538mA	82	13000 / 110µF
DPX40-24T0512	18 - 36VDC	5 / ±12VDC	600mA / ±40mA	6000mA / ±400mA	50m / 75Vp-p	67mA	2063mA	84	6800 / 330µF
DPX40-24T0515	18 - 36VDC	5 / ±15VDC	600mA / ±30mA	6000mA / ±300mA	50m / 75Vp-p	77mA	2031mA	84	6800 / 110µF
DPX40-48T3312	36 - 75VDC	3.3 / ±12VDC	600mA / ±40mA	6000mA / ±400mA	50m / 75Vp-p	42mA	766mA	84	13000 / 330µF
DPX40-48T3315	36 - 75VDC	3.3 / ±15VDC	600mA / ±30mA	6000mA / ±300mA	50m / 75Vp-p	42mA	750mA	84	13000 / 110µF
DPX40-48T0512	36 - 75VDC	5 / ±12VDC	600mA / ±40mA	6000mA / ±400mA	50m / 75Vp-p	42mA	1006mA	86	6800 / 330µF
DPX40-48T0515	36 - 75VDC	5 / ±15VDC	600mA / ±30mA	6000mA / ±300mA	50m / 75Vp-p	47mA	991mA	86	6800 / 110µF

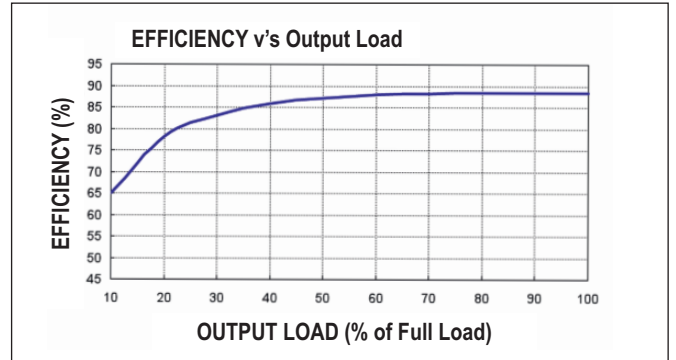
Outline Drawing DPX40W Triple Output Series



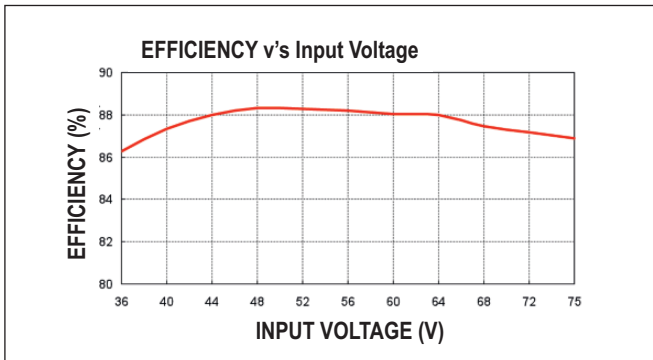
Derating Curve DPX40-48T0515



Efficiency / Load Curve DPX40-48T0515



Efficiency / Input Curve DPX40-48T0515



Pinout	
PIN	Function
1	CTRL
2	- Input
3	- Input
4	+ Input
5	+ Auxiliary
6	Common
7	- Auxiliary
8	+ Output

Options	
Option	Suffix
Negative Logic Remote ON/OFF	- N

Screw terminals - wire range from 14 to 18 AWG



TDK-Lambda France SAS

ZAC des Delaches
 CS 41077
 9 rue Thuillere
 91978 Villebon Courtaboeuf
 France
 Tel: +33 1 60 12 71 65
 Fax: +33 1 60 12 71 66
france@fr.tdk-lambda.com
www.fr.tdk-lambda.com



Italy Sales Office

Via dei Lavoratori 128/130
 20092 Cinisello Balsamo (MI)
 Italy
 Tel: +39 02 61 29 38 63
 Fax: +39 02 61 29 09 00
info.italia@it.tdk-lambda.com
www.it.tdk-lambda.com



Netherlands

info@nl.tdk-lambda.com
www.nl.tdk-lambda.com



TDK-Lambda Germany GmbH

Karl-Bold-Strasse 40
 77855 Achern
 Germany
 Tel: +49 7841 666 0
 Fax: +49 7841 5000
info.germany@de.tdk-lambda.com
www.de.tdk-lambda.com



Austria Sales Office

Aredstrasse 22
 2544 Leobersdorf
 Austria
 Tel: +43 2256 655 84
 Fax: +43 2256 645 12
info.germany@de.tdk-lambda.com
www.de.tdk-lambda.com



Switzerland Sales Office

Bahnhofstrasse 50
 8305 Dietlikon
 Switzerland
 Tel: +41 44 850 53 53
 Fax: +41 44 850 53 50
info@de.tdk-lambda.com
www.de.tdk-lambda.com



TDK-Lambda UK Ltd.

Kingsley Avenue
 Ilfracombe
 Devon EX34 8ES
 United Kingdom
 Tel: +44 (0) 12 71 85 66 66
 Fax: +44 (0) 12 71 86 48 94
powersolutions@uk.tdk-lambda.com
www.uk.tdk-lambda.com



TDK-Lambda Ltd.

Kibbutz
 Givat Hashlosha 48800
 Israel
 Tel: +9 723 902 4333
 Fax: +9 723 902 4777
info@tdk-lambda.co.il
www.tdk-lambda.co.il



C.I.S.

Commercial Support:
 Tel: +7 (495) 665 2627
Technical Support:
 Tel: +7 (812) 658 0463
info@tdk-lambda.ru
www.tdk-lambda.ru

Local Distribution

